



upwardor

Garage Doors Designed for Life

RESIDENTIAL BROCHURE

FALL 2023

# Table Of Contents

---

**4** **THE KANATA COLLECTION™**

**6** **THE CRAFT SERIES™**

**8** **AL-976™**  
Aluminum Doors

**9** **THERMALEX®**

**10** **LIFTMASTER & GARAGE ORGANIZATION**

**11** **MEASUREMENTS & SPECIFICATIONS**



# Trust Upwardor Quality Craftsmanship

---

For over **50** years, thousands of homeowners every year choose Upwardor. We are a leader in manufacturing quality doors that last! Our Dealers are selectively chosen because of their attention to detail and customer service.

**Call 1-800-667-3367 to find out more  
or visit [upwardor.com](https://www.upwardor.com)**

**Telephone: 905-876-3667  
Fax: 905-876-3533  
Email: [sales@upwardor.com](mailto:sales@upwardor.com)**

**Shown:**

Bronte Creek Steel Grey

**Quality Crafted,  
Uniquely Styled.**

Since 1974

---

**Residential Line**



upwardor

Garage Doors Designed for Life

**Shown:**  
Sheridan XL White

## The Kanata Collection™

Combines style, durability and environmental friendliness. Polyurethane insulation is foamed in place, which ensures a consistent density and significant panel strength. With a 1<sup>3/4</sup>" (44.5mm) thickness, R-value of 16.3, enhanced tongue and groove joint and a true thermal break, the Kanata Collection is an excellent choice for those who are looking for a high-quality, energy efficient residential garage door.

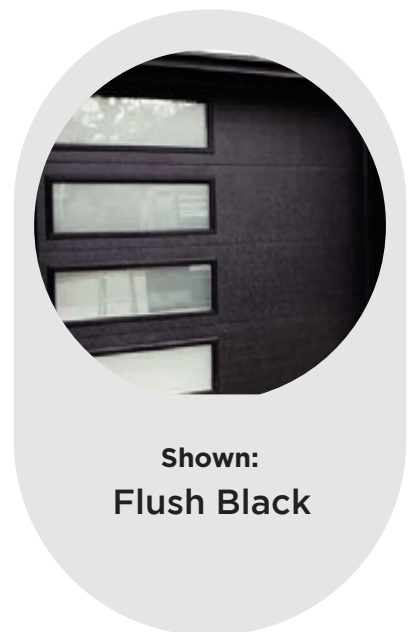


### Customize Your Look!

Choose your own custom colours to match your home!

### Colour Choices

- |   |   |   |   |   |
|---|---|---|---|---|
|  |  |  |  |   |
| White   | New Almond  | Black   | Walnut  |   |
|  |  |  |  |  |
| Sandtone  | New Brown   | Bronze  | Steel Grey  | Hazelwood   |





**Shown:**  
Sheridan XL Bronze


## The Kanata Collection™

Upwardor offers several design and decorative insert options, adding a custom touch to your garage door. Window inserts are interchangeable, providing a classic or decorative look to complement and add value to your home. Frames and inserts are carefully colour-matched and are UV protected.

## Features and Options

- High-quality, versatile and eco-friendly
- With a built-in thermal break, this door is suitable for both cold and warm climates
- Multiple glazing window and insert options add value to any home
- Available in six designs: long and short raised panel, long and short carriage house, ribbed panel and flush versions

See Page 11 for Panel Choices  
and Window Designs



**Shown:**  
Trafalgar Black



**Shown:**  
Muskoka White

## The Craft Series™

Represents the ultimate in style, durability and environmental friendliness. Our new three section taller panel design offers a truly distinct look while maintaining the quality and performance you would expect from a premium door, ideal for the homeowner who is looking for more than just curb appeal.



### Customize Your Look!

Choose your own custom colours to match your home!


### Colour Choices



White



Sandtone



Walnut  
(28" only)

Actual door colour will vary from colour renditions

### Sizes

Available in two section heights



**Shown:**  
Granville Walnut



**Shown:**  
Denison White


## The Craft Series™

Our premium residential offering, representing the ultimate in style, durability and environmental friendliness. The three-section, 1<sup>3</sup>/<sub>4</sub>" (44.5mm) thick, taller panel design with an R-value of 16.3 appeals to the discerning homeowner who wants a distinct look without having to make compromises on the quality of their garage door.

## Features and Options

- 26-gauge, pebble embossed exterior and interior steel back sheet
- Environmentally-friendly polyurethane insulation, 100% CFC free
- Built-in thermal break prevents cold/heat transfer from the exterior to the interior of the door

See Page 12 for Panel Choices and Window Designs



**Shown:**  
Denison White





## Aluminum Doors

Shown: AL976 Black with Acid Etched Glass

### AL-976™

Our most popular Aluminum Door, manufactured since 1976, offers a variety of options where superior strength, maximum visibility and exceptional light transmission are required. Its unique and durable design allows customized configurations for openings up to 24' (7.32m) wide. This modern look can add class to any home.

## Features and Options

- 1<sup>3</sup>/<sub>4</sub>" (44.5mm) thickness
- Clear anodized finish standard
- Tongue and groove section with weather seal inhibits air infiltration
- Available with various glazing options: single, insulated, tinted, tempered or specialty

See Page 13 for Panel Choices and Window Designs



## Customize Your Look!

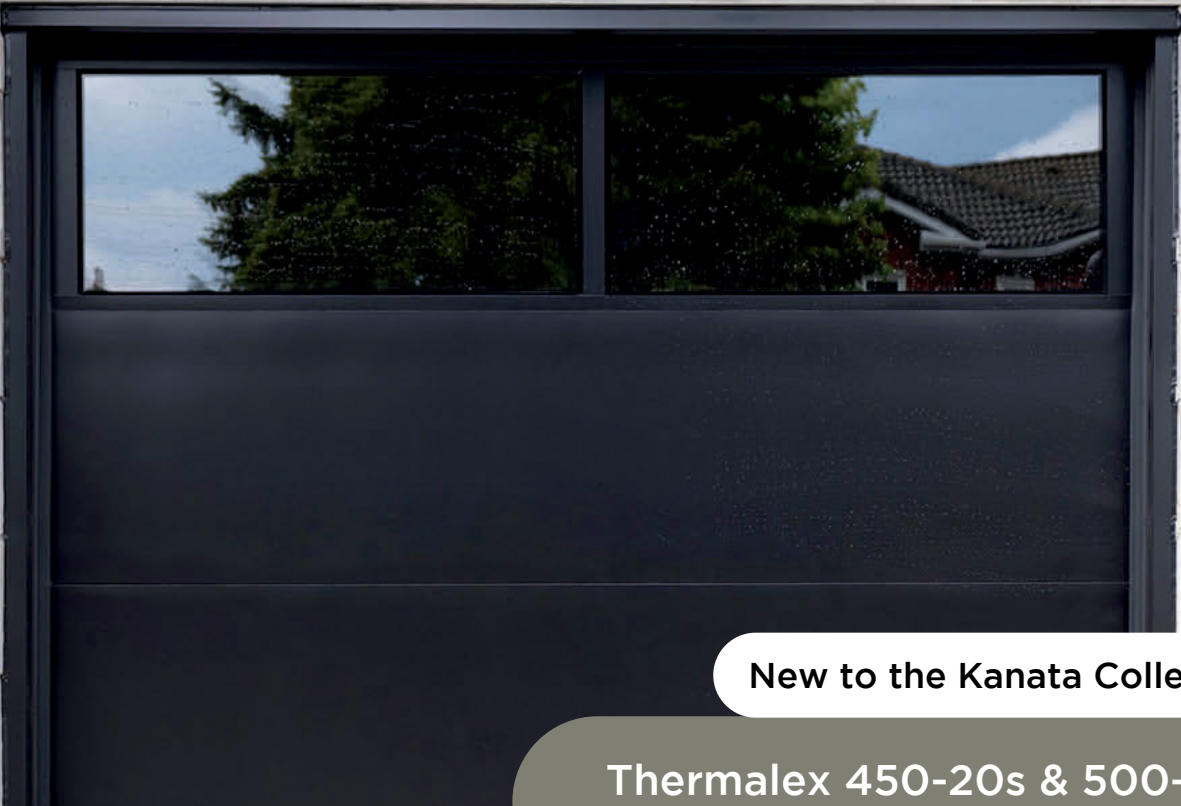
Choose your own custom colours to match your home!

### 5 Year

Limited warranty on door finish

### 1 Year

Limited warranty workmanship and materials



New to the Kanata Collection

Thermalex 450-20s & 500-20s

Shown: Black

## Smooth Residential Door

Polyurethane insulation is foamed in place, which ensures a consistent density and significant panel strength. The TX450-20s has a 44.5mm (1<sup>3</sup>/<sub>4</sub>" ) thickness, R-value of 16.3; and the TX500-20s has a 50.8mm (2") thickness, R-value of 18.4. Completely Smooth 20 ga face and our new tongue and groove design with a true thermal break.



Shown:  
Trafalgar Black

## Key Benefits:

- High-quality, versatile and eco-friendly
- With a built-in thermal break, this door is suitable for both cold and warm climates
- Multiple glazing window and insert options add value to any home
- Available in Smooth Flush



### Customize Your Look!

Choose your own custom colours to match your home!

## Colour Choices



White



Black


# LiftMaster

LiftMaster is the #1 brand of professionally-installed residential garage door systems and commercial door operators. From garages to gates, make your home's busiest entryways smarter, safer and more secure with LiftMaster's professionally installed home access solutions.



## Garage Organization

A variety of garage organization offers solutions all made from high-grade steel. Our back plates have been engineered to disperse the workload throughout the wall so you can hang whatever you want, wherever you want. Available in colors: Graphite, Dove Grey, Sandstone, White, Black, and Blue.



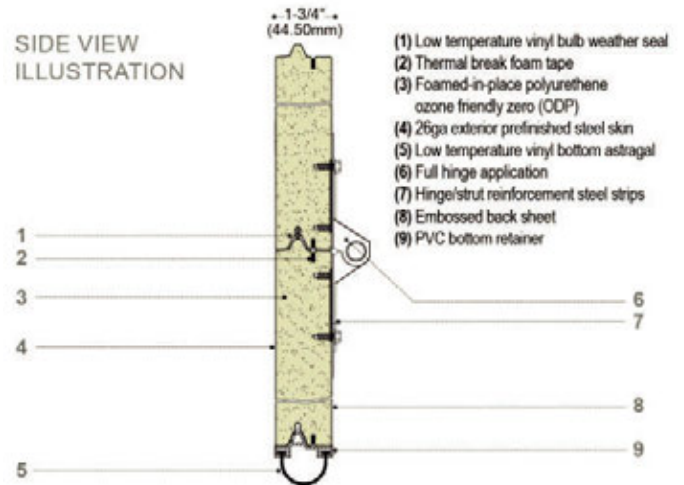
# Measurements & Specifications

## KANATA COLLECTION

### Product Selection Guide & Specifications

|                                   |                                     |
|-----------------------------------|-------------------------------------|
| EXTERIOR/INTERIOR STEEL BACKSHEET | 26-GAUGE, PEBBLE EMBOSSED           |
| HORIZONTAL REINFORCEMENT STRIP    | 25-GAUGE (2 PER PANEL)              |
| END STILES - WHITE GALVANIZED     | 20-GAUGE                            |
| MAXIMUM STANDARD WIDTH            | 18'0" (5.49m)                       |
| MAXIMUM STANDARD HEIGHT           | 3" (76mm) INCREMENTS                |
| SECTION HEIGHT                    | 18", 21", & 24" (457, 533 & 610mm)  |
| WARRANTY                          | LIMITED LIFETIME SEE WARRANTY SHEET |
| STANDARD RADIUS                   | 15" (12" AVAILABLE UPON REQUEST)    |

### Side View Illustration



## KANATA COLLECTION

### Stamp Designs



**SHERIDAN**  
Raised Panel

**BRONTE CREEK**  
Carriage House

**TRAFALGAR**  
Ribbed Panel



**SHERIDAN XL**  
Raised Panel

**BRONTE CREEK XL**  
Carriage House

**FLUSH**

#### SUNBURST



FOUR PIECE



FOUR PIECE XL



EIGHT PIECE

#### WAGON WHEEL



TWO PIECE



TWO PIECE XL

### Window Designs/Inserts

#### STOCKTON



STANDARD



TEN SQUARE XL • STOCKTON



ARCHED XL • STOCKTON

#### CASCADE



STANDARD



CASCADE XL

#### STOCKBRIDGE



STRAIGHT



STRAIGHT XL • STOCKBRIDGE



ARCHED XL • STOCKBRIDGE

#### PRAIRIE



STANDARD



CATHEDRAL

STANDARD

#### WATERTON



STANDARD



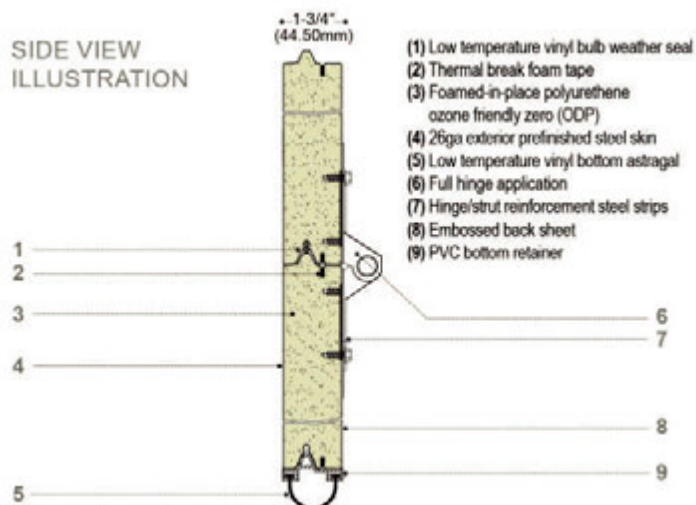
WATERTON XL

**CRAFT SERIES**

Product Selection Guide & Specifications

|                                   |                                     |
|-----------------------------------|-------------------------------------|
| THICKNESS/PRODUCT TYPE            | 1-3/4" (44.50mm)                    |
| EXTERIOR/INTERIOR STEEL BACKSHEET | 26-GAUGE, PEBBLE EMBOSSED           |
| INSULATION TYPE/FOAM PROCESS      | ZERO ODP POLYURETHANE/CONTINUOUS    |
| R-VALUE/U-VALUE                   | 16.3/0.06                           |
| SECTION JOINT                     | TONGUE & GROOVE                     |
| HORIZONTAL REINFORCEMENT STRIP    | 25-GAUGE (2 PER PANEL)              |
| END STILES – WHITE GALVANIZED     | 20-GAUGE                            |
| AVAILABLE WIDTHS                  | 8', 9', 12', & 16'                  |
| MAXIMUM HEIGHT                    | 8' & 7'                             |
| SECTION HEIGHT                    | 28" & 32" (711 & 813mm)             |
| WARRANTY                          | LIMITED LIFETIME SEE WARRANTY SHEET |
| HARDWARE WARRANTY                 | 1-YEAR                              |
| STANDARD RADIUS                   | 20"                                 |
| CLEARANCE AT HEADER               | 23" MIN                             |

Side View Illustration

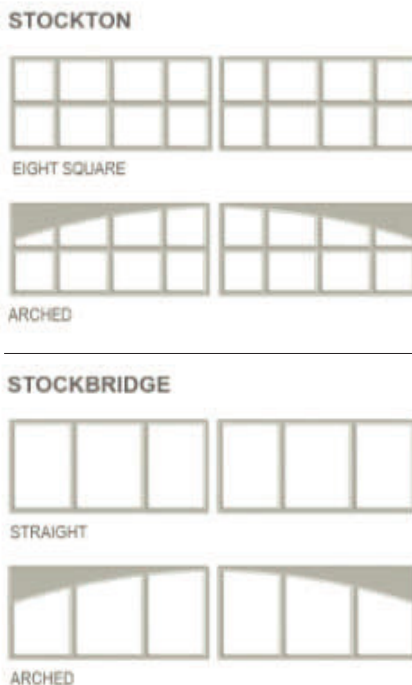


**CRAFT SERIES**

Panel Choices



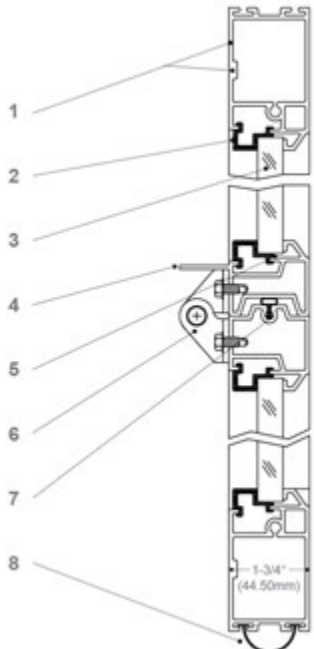
Window Inserts



Visit [upwardor.com](http://upwardor.com) to explore Panel choices and Window designs

# ALUMINUM DOORS

## Cross Section




- (1) .070" (1.78mm) typical, .115" (2.92mm) at attachments
- (2) Glazing molding
- (3) Glazing
- (4) Reinforcing strut (optional under 16" [4.88m])
- (5) Soft vinyl glazing bead
- (6) Center hinge
- (7) Weather seal
- (8) Low temp. vinyl astragal

Visit **upwardor.com** to explore Panel choices and Window designs



For more product information visit:  
**[upwardor.com](https://upwardor.com)**

---



# upwardor

---

Garage Doors Designed for Life

1-800-667-3367

T: 905-876-3667

F: 905-876-3533

[sales@upwardor.com](mailto:sales@upwardor.com)

